


LIGHTING

catalogue 2023



INDEX

1 _ GENERAL LIGHTING

APOLLO LED
P. 11



APOLLO MH 70W
P. 11



EOS LED
P. 13



KRONOS
P. 13



ZUMA LINE
P. 15



BOLONIA
P. 16



KANLUX MH 400W
P. 16



PAR 575
P. 18



PAR LED COMPACT
P. 18



PAR LED CAMEO
P. 20



PAR LED COB 250W
P. 22



**BLACK LED LAMP V-TAC
6500K**
P. 24



**BLACK LED LAMP V-TAC
4000K**
P. 24



ELATION KL FRESNEL
P. 25



**FLOOR LAMP
KANLUX BERG DL-350**
P. 27



WATER EFFECT LIGHT
P. 27



INDEX

2 _ DOWNLIGHT

HQI 35W
P. 29



HQI 150 W
P. 29



LED CEILING LIGHT FITTINGS 6W
P. 31



LED CEILING LIGHT FITTINGS 12
P. 31



LED CEILING LIGHT FITTINGS 15W
P. 32



BENQ LED CEILING LIGHT FITTINGS
P. 32



KOBI 7W CEILING LIGHT
P. 33



KOBI OH42 DOUBLE / TRIPPLE
P. 33



DOWNLIGHT COB 10W
P. 34

color temperature- cold / neutral / warm



**LED CEILING LIGHT FITTINGS
COB 10W SUPER LED**
P. 36

color temperature - cold



**LED CEILING LIGHT FITTINGS
FITTINGS 12W**
P. 36

color temperature - cold: 6000 K



OPRAWA SUFITOWA LED 15W
P. 37

color temperature - cold: 6000 K



OPRAWA SUFITOWA COB 7W
P. 37

color temperature - cold



LED CEILING LIGHT FI60
P. 38



**LED CEILING LIGHT BIANCO
8W/4000K**
P. 38



ROLI TUBE 15 W
P. 39



INDEX

3 _ ARMS

JEWELLERY ARM LED LIGHT
30 CM
P. 41



JEWELLERY ARM LED LIGHT
22 CM
P. 41



HALOGEN ARM LIGHT ELSTAR
P. 42




LED ARM LIGHT
P. 42



4 _ WALL LAMPS

ANTIKA BLACK
P. 44



LOFT
P. 45



REALITY
P. 46



BROLO
P. 46



4 _ WALL LAMPS

LILHOLMEN
P. 47



INSPIRE
P. 47



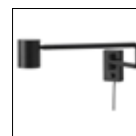
NYMANE
P. 48



JUPITER IGONE E-14
P. 48



NYMANE GU-10
P. 50




KAVE HOME
P. 50



INTIS
P. 52



STARLING
P. 52




INDEX

5 _ DECORATIVE LAMPS

EGLO RONDO
P. 55



FREDIKA
P. 55



SOLLUX UGO
P. 57



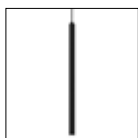
LEMIR
P. 57



MODERN
P. 58



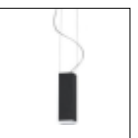
TUBA G9
P. 58



EYE
P. 60



GRAPHITE
P. 60



ALFA BOLT
P. 61



TAMEN INSPIRE
P. 62



GAUCHO
P. 62



ARABICA
P. 64



PORTORYKO
P. 64



CARUBA
P. 66



SPIDER
P. 66



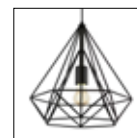
GRINDFALLET
P. 68



ŻYRANDOL
P. 68



INSPIRE
P. 69



INDEX

5 _ DECORATIVE LAMPS

TARBES
P. 69



KAJA
P. 70



KOPENHAGEN LOFT
P. 71



OPRAWA GWINT
P. 72



RAKIJA
P. 74



FLOS AIM
P. 74



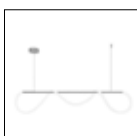
BAS
P. 75



NORDLUX-BALANCE
P. 75



LONG CHROM
P. 77



EDO
P. 79



ARGON ERBA
P. 79



ITALUX SARH
P. 80



AXEL AZARDO
P. 80



SOLLUX
P. 81



TUBA GU - 10
P. 81



ZENITH
P. 82



HERMINA
P. 82



ALUMINIUM
P. 83



INDEX

5 _ DECORATIVE LAMPS

HEKTAR
P. 83



NYMANE W
P. 84



PS 2014 3D
P. 84



RANARP
P. 85



MITRILA
P. 85




NORDLUX
P. 86



FELSISK
P. 86



LIGHTING
P. 87




LUMINEX
P. 87



6 _ DECORATIVE STANDING

UPSTREET
P. 89



INDUSTRIAL DESIGN
P. 89



LAUTERS
P. 90



EGLO
P. 90



ALANG
P. 91




ENEGLAND
P. 91



ARSTRID
P. 92



NIUANCE
P. 92



NYFORS
P. 93



INDEX

6 _ DECORATIVE STANDING

PS 2014
P. 93



RANARP M
P. 94



SKURUP
P. 94



SVIRVEL
P. 95



YPPERLIG
P. 96



LOFT APP
P. 96



ALDEX
P. 97



ALDEX INCANA
P. 97



WOORDROW
P. 98



6 _ DECORATIVE STANDING

NAVARRA
P. 98



HEKTAR
P. 99



LAMPAN
P. 100



CUMULUS
P. 100




7 _ GIRLANDS

GARDEN
STR. 102



SVARTRA
STR. 103




STRING
STR. 104



INDEX

7 _ LIGHTBOX

PANELE LED
P. 105




OŚWIETLENIE KRAWĘDZIOWE
P. 106




8 _ TYPES OF HIGHLIGHTS


BOX LOGO WITH
ILLUMINATED FRONT
P. 108




3D LOGO WITH ILLUMINATION
FROM THE SIDE OF EACH
ELEMENT P. 109




3D LOGO MADE OF THICK
PLEXIGLASS, ILLUMINATED
FROM THE FRONT AND SIDE
P. 110




3D LOGO WITH HALO EFFECT
P. 111

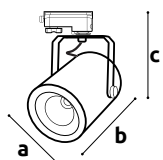


2D LOGO, MILLED IN THE BOARD,
WITH ILLUMINATED FRONT
P. 112





1_ GENERAL LIGHTING

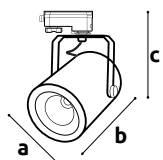


a: \varnothing 145 mm
b: 190 mm
c: 170 mm

APOLLO LED

+ info

quantity	43
reordering option	yes
wattage [W]	37
luminous flux [Lm]	4900
color temperature [K]	4000
base	LED COB
beam angle [°]	24
weight [kg]	2,3
optimal instalation height [m]	3-4
max instalation height[m]	5
min instalation height[m]	3
heat output	low
cable length [m]	bus duct
material	aluminium
color	black



a: \varnothing 145 mm
b: 190 mm
c: 170 mm

APOLLO MH 70W

+ info

quantity	angle: 12, black: 48 angle: 24, black: 53 angle: 12, white: 12 angle: 24, white: 115 angle: 38, white: 20
reordering option	no
wattage [W]	70
luminous flux [Lm]	6300
color temperature [K]	3000 - 4200
base	G12
angle [°]	12 - 38
weight [kg]	1,9
optimal instalation height [m]	3 - 4
max instalation height[m]	5
min instalation height[m]	3
heat output	medium
cable length [m]	bus duct
material	aluminium
color	black / white

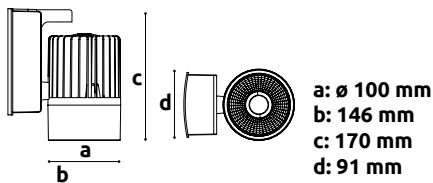




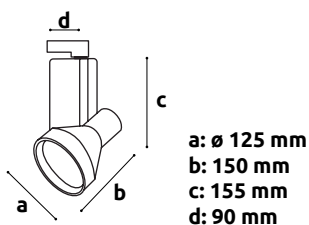
Apollo MH 70W / DRE / 2022 / Warsaw Home / Warsaw

EOS LED**+ info**

quantity	black - warm : 25 black - neutral: 221 white - neutral-na: 190
reordering option	yes
wattage [W]	37
luminous flux [Lm]	4700 - 4900
color temperature [K]	3000 - 4000
base	LED COB
beam angle [°]	24
weight [kg]	1,2
optimal instalation height [m]	3 - 4
max instalation height[m]	4
min instalation height[m]	3
heat output	low
cable length [m]	bus duct
material	aluminium
color	black / white

**KRONOS****+ info**

quantity	63
reordering option	no
wattage [W]	70
luminous flux [Lm]	6600
color temperature [K]	3000 - 4200
base	G12
beam angle [°]	20
weight [kg]	1,1
optimal instalation height [m]	3 - 4
max instalation height[m]	4,5
min instalation height[m]	2,8
heat output	high
cable length [m]	bus duct
material	aluminium
color	white

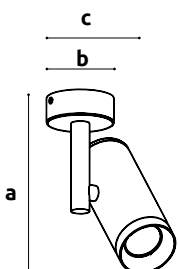




EOS LED / Ciarko / 2021 / Warsaw Home / Warsaw

ZUMA LINE + info

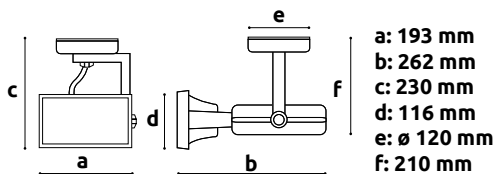
quantity	2
reordering option	yes
wattage [W]	50
luminous flux [Lm]	6600
color temperature [K]	3000 - 4200
base	G12
beam angle [°]	20
weight [kg]	1,1
optimal instalation height [m]	3 - 4
max instalation height[m]	4,5
min instalation height[m]	2,8
heat output	high
cable length [m]	bus duct
material	aluminium
color	white



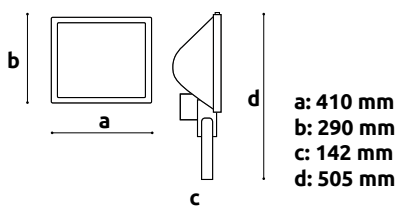
a: 212 mm
b: ø 80 mm
c: 130 mm

BOLONIA**+ info**

	cold	neutral	neutral
quantity	40	20	21
reordering option	no	no	no
wattage [W]	150	150	150
luminous flux [Lm]	12000	12000	12000
color temperature [K]	5350	4200	4200
base	RX7S-24	RX7S-24	RX7S-24
beam angle [°]	90 - 120	90 - 120	90 - 120
weight [kg]	4,35	4,35	4,35
optimal instalation height [m]	4 - 5	4 - 5	4 - 5
max instalation height[m]	5	5	5
min instalation height[m]	3	3	3
heat output	high	high	high
cable length [m]	1	1	busb duct
material	aluminium	aluminium	aluminium
color	grey	grey	grey

**KANLUX MH 400W****+ info**

quantity	149
reordering option	yes
wattage [W]	400
luminous flux [Lm]	41000
color temperature [K]	4500
base	E40
beam angle [°]	180
weight [kg]	7,9
optimal instalation height [m]	5 - 6
max instalation height[m]	6
min instalation height[m]	5
heat output	high
cable length [m]	1,5
material	aluminium
color	black





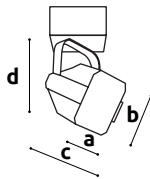
Kanlux MH 400W / Soraris / 2021 / Transexpo / Kielce



PAR 575

+ info

quantity	silver - 33 black - 70
reordering option	yes
wattage [W]	575
luminous flux [Lm]	49000
color temperature [K]	7200
base	CX 9,5
beam angle [°]	25
weight [kg]	13,6
optimal instalation height [m]	5 -6
max instalation height[m]	7
min instalation height[m]	5
heat output	high
cable length [m]	1
material	metal
color	black



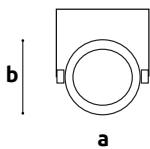
a: 240 mm
b: 240 mm
c: 270 mm
d: 306 mm

PAR LED COMPACT

+ info



quantity	25
reordering option	yes
wattage [W]	23
luminous flux [Lm]	-
color temperature [K]	3200 - 6000
base	LED
beam angle [°]	40
weight [kg]	2,6
optimal instalation height [m]	3 - 4
max instalation height[m]	4
min instalation height[m]	3
heat output	low
cable length [m]	1
material	aluminium
color	black



a: 290 mm
b: 275 mm

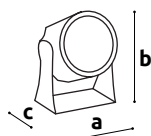


PAR 575 / Techmatk / 2019 / Bauma / Munich

PAR LED CAMEO

+ info

quantity	63
reordering option	yes
wattage [W]	140
luminous flux [Lm]	16000
color temperature [K]	2700 - 6500
base	LED
beam angle [°]	30
weight [kg]	5
optimal instalation height [m]	4 - 5
max instalation height[m]	5,5
min instalation height[m]	3,5
heat output	low
cable length [m]	1
material	metal , glass
color	black



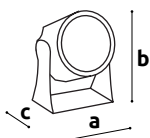
a: 230 mm
b: 230 mm
c: 135 mm



PAR LED CAMEO / Pesa / 2022 / Innotrans / Berlin

PAR LED COB 250 W**+ info**

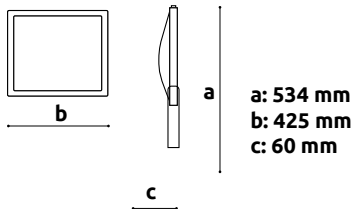
quantity	100
reordering option	yes
wattage [W]	250
luminous flux [Lm]	30 000
color temperature [K]	2000 - 9000
base	COB 5w1
beam angle [°]	37
weight [kg]	3,6
optimal instalation height [m]	4
max instalation height[m]	5
min instalation height[m]	3,5
heat output	low
cable length [m]	1,85
material	plastic
color	black



a: 230 mm
b: 270 mm
c: 20mm



PAR LED COB 250W / Drutex / 2022 / Frontale / Nuremberg



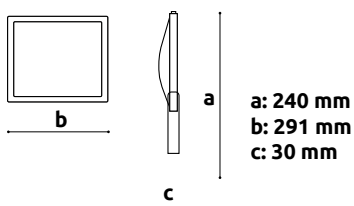
LAMP LED V-TAC

+ info

quantity	87
reordering option	yes
wattage [W]	300
luminous flux [Lm]	34500
color temperature [K]	6400
base	SAMSUNG LED
beam angle [°]	100
weight [kg]	6,52
optimal instalation height [m]	5- 6
max instalation height[m]	6
min instalation height[m]	5
heat output	low
cable length [m]	without plug
material	aluminum
color	black

LAMPA LED V-TAC

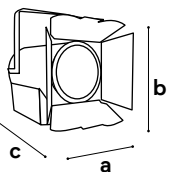
+ info




quantity	13
reordering option	yes
wattage [W]	100
luminous flux [Lm]	8200
color temperature [K]	4000
base	SAMSUNG LED
beam angle [°]	100
weight [kg]	1,6
optimal instalation height [m]	5- 6
max instalation height[m]	6
min instalation height[m]	5
heat output	low
cable length [m]	without plug
material	aluminum
color	black

ELATION KL FRESNEL**+ info**

quantity	55
reordering option	yes
wattage [W]	350
luminous flux [Lm]	-
color temperature [K]	5600
base	LED
beam angle [°]	11 - 57
weight [kg]	12,7
optimal instalation height [m]	5- 6
max instalation height[m]	6
min instalation height[m]	5
heat output	low
cable length [m]	1,0
material	aluminum
color	black



a: 326 mm
b: 456 mm
c: 410mm



lamp LED V-TAC

Elation KL Fresnel

Innovative imaging solutions

Self-learning AI sensors

360° contactless USB

Wireless power

STMicroelectronics

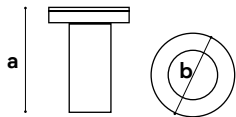
ELATION KL FRESNEL + LAMP LED V-TAC / STMicro / 2023 / MWC

FLOOR LAMP KANLUX BERG DL-350

+ info



quantity	43
reordering option	yes
wattage [W]	35
luminous flux [Lm]	550
color temperature [K]	2700-6500
base	GU-10
beam angle [°]	120
weight [kg]	0,75
optimal instalation height [m]	floor
heat output	low
cable length [m]	-
material	stainless steel
color	silver



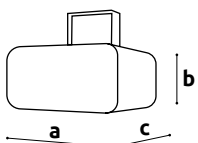
a: 145 mm
b: 109 mm
otwór montażowy: 99 mm

WATER EFFECT LIGHT

+ info



quantity	10
reordering option	yes
wattage [W]	23,8
luminous flux [Lm]	-
color temperature [K]	2700 - 6500
base	LED
beam angle [°]	120
weight [kg]	3,5
optimal instalation height [m]	3
max instalation height[m]	3
min instalation height[m]	3
heat output	low
cable length [m]	1,5
material	steel
color	black



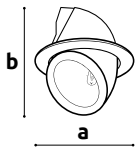
a: 236 mm
b: 187 mm
c: 229 mm



2_DOWNLIGHT

HQI 35W**+ info**

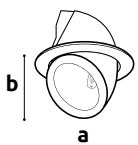
quantity	39
reordering option	yes
wattage [W]	35
luminous flux [Lm]	3045
color temperature [K]	4200
base	G12
beam angle [°]	90 - 120
weight [kg]	2,7
optimal instalation height [m]	3 - 4
max instalation height[m]	4
min instalation height[m]	3
heat output	medium
cable length [m]	1
material	metal
color	white



a: ø 190 mm
b: 172 mm
mounting hole: 182 mm

HQI 150W**+ info**

quantity	64
reordering option	tak
wattage [W]	150
luminous flux [Lm]	13000
color temperature [K]	4200
base	G12
beam angle [°]	90
weight [kg]	3,9
optimal instalation height [m]	3 - 4
max instalation height[m]	4
min instalation height[m]	3
heat output	high
cable length [m]	1
material	aluminium
color	silver



a: ø 205 mm
b: 183 mm
mounting hole: 190 mm



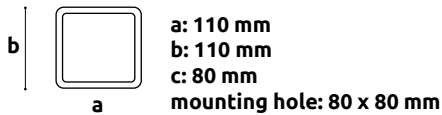
HQI 35W / AIC EU / 2023 / ISH / Frankfurt

LED CEILING LIGHT FITTINGS 6W

+ info



quantity	14
reordering option	no
wattage [W]	6
luminous flux [Lm]	-
color temperature [K]	6500
base	LED
beam angle [°]	120 - 160
weight [kg]	0,2
optimal instalation height [m]	do 2
max instalation height[m]	2
min instalation height[m]	0,6
heat output	low
cable length [m]	1m
material	plastic
color	white

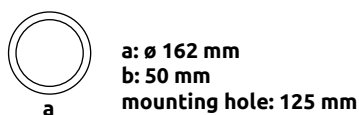


LED CEILING LIGHT FITTINGS 12W

+ info



quantity	22
reordering option	no
wattage [W]	12
luminous flux [Lm]	960
color temperature [K]	6000 - 6400
base	LED COB
beam angle [°]	90
weight [kg]	0,45
optimal instalation height [m]	2 - 3
max instalation height[m]	3
min instalation height[m]	2
heat output	low
cable length [m]	1
material	aluminium
color	white

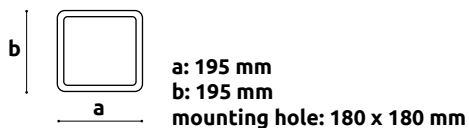


LED CEILING LIGHT FITTINGS 15W

+ info



quantity	43
reordering option	no
wattage [W]	15
luminous flux [Lm]	-
color temperature [K]	6000 - 6500
base	LED
beam angle [°]	120 - 160
weight [kg]	0,5
optimal instalation height [m]	do 2,8
max instalation height[m]	do 2,8
min instalation height[m]	0,6
heat output	low
cable length [m]	1
material	plastic
color	white

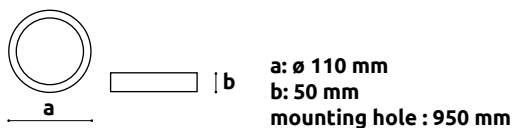


BENQ LED CEILING LIGHT FITTINGS

+ info


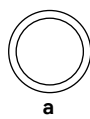


quantity	22
reordering option	no
wattage [W]	7
luminous flux [Lm]	620
color temperature [K]	6500
base	LED SMD
beam angle [°]	40
weight [kg]	0,35
optimal instalation height [m]	2 - 3
max instalation height[m]	3
min instalation height[m]	2
heat output	low
cable length [m]	1,5
material	aluminium
color	white



LED CEILING LIGHT FITTINGS KOBİ OH 36W

+ info

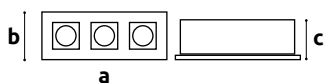


a: \varnothing 80 mm
b: 84 mm

quantity	18
reordering option	yes
wattage [W]	10
luminous flux [Lm]	550
color temperature [K]	2700 - 6500
base	GU - 10
beam angle [°]	120
weight [kg]	0,27
optimal instalation height [m]	2,5
max instalation height[m]	2,5
min instalation height[m]	5
heat output	low
cable length [m]	-
material	metal
color	black

KOBİ OH42 DOUBLE / TRIPPLE

+ info



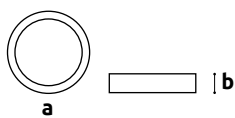
double:
a: 220 mm
b: 120 mm
c: 90 mm

trippel:
a: 320 mm
b: 120 mm
c: 90 mm

	double	trippel
quantity	6	54
reordering option	yes	yes
wattage [W]	2 x 10	3 x 10
luminous flux [Lm]	1140	1710
color temperature [K]	2700 - 6500	2700 - 6500
base	GU - 10	GU - 10
beam angle [°]	90 - 160	90 - 160
weight [kg]	1,0	1,3
optimal instalation height [m]	2 - 3	2 - 3
max instalation height[m]	3	3
min instalation height[m]	2	2
heat output	medium	medium
cable length [m]	1	1
material	aluminium	aluminium
color	silver	silver

DOWNLIGHT COB 10W

+ info



cold:
a: ø110 mm
b: 70 mm
mounting hole: 98 mm

neutral:
a: ø110 mm
b: 75 mm
mounting hole: 98 mm

warm:
a: ø140 mm
b: 70 mm
mounting hole: 120 mm

cold temperature:

quantity	103
reordering option	yes
wattage [W]	10
luminous flux [Lm]	950
color temperature [K]	6000 - 6500
base	LED COB
beam angle [°]	80
weight [kg]	0,5
optimal instalation height [m]	2 - 3
max. instalation height [m]	3
min. instalation height [m]	2
heat output	low
cable length [m]	1,5
material	aluminium
color	white

neutral temperature:

quantity	287
reordering option	yes
wattage [W]	10
luminous flux [Lm]	950
color temperature [K]	4000
base	LED COB
beam angle [°]	90
weight [kg]	0,4
optimal instalation height [m]	2 - 3
max. instalation height [m]	3
min. instalation height [m]	2
heat output	low
cable length [m]	1,5
material	aluminium
color	white

warm temperature:

quantity	109
reordering option	yes
wattage [W]	10
luminous flux [Lm]	950
color temperature [K]	3000
base	LED COB
beam angle [°]	90
weight [kg]	0,55
optimal instalation height [m]	2 - 3
max. instalation height [m]	3
min. instalation height [m]	2
heat output	low
cable length [m]	1,5
material	aluminium
color	white




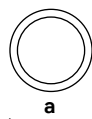
DOWNLIGHT COB 10W - neutral / Pesa / 2023 / TRAKO / Gdańsk

LED CEILING LIGHT FITTINGS COB 10W SUPER LED

+ info



quantity	169
reordering option	yes
wattage [W]	10
luminous flux [Lm]	650
color temperature [K]	6000 - cold
base	LED COB
beam angle [°]	90
weight [kg]	0,4
optimal instalation height [m]	2-3
max instalation height[m]	3
min instalation height[m]	2
heat output	low
cable length [m]	2,3 m
material	aluminium
color	white



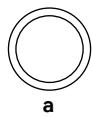
a: ø 162 mm
b: 58 mm
mounting hole: 106 mm

LED CEILING LIGHT FITTINGS COB 12W

+ info



quantity	187
reordering option	yes
wattage [W]	12
luminous flux [Lm]	1100
color temperature [K]	6000 - cold
base	LED COB
beam angle [°]	90
weight [kg]	0,2
optimal instalation height [m]	2 - 3
max instalation height[m]	3
min instalation height[m]	2
heat output	low
cable length [m]	2,2
material	aluminium
color	white



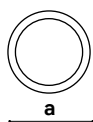
a: 107 mm
b: 68 mm
mounting hole: 98 mm

LED CEILING LIGHT FITTINGS COB 15W

+ info



ilość	158
możliwość dokupienia	tak
moc [W]	15
strumień [Lm]	1400
barwa [K]	6000 - zimna
typ źródła światła	LED COB
kąt [°]	90
waga [kg]	0,35
sugerowana wys. montażu [m]	2 - 3
max wys montażu [m]	3
min wys. montażu[m]	2
emisja ciepła	niska
dł. kabla [m]	2,25
materiał	aluminium
kolor	biały




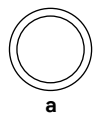
a: 138 mm
b: 83 mm
mounting hole: 121 mm

LED CEILING LIGHT FITTINGS COB 7W

+ info




quantity	69
reordering option	yes
wattage [W]	7
luminous flux [Lm]	550
color temperature [K]	6000
base	LED COB
beam angle [°]	90
weight [kg]	0,25
optimal instalation height [m]	2 - 3
max instalation height[m]	3
min instalation height[m]	2
heat output	low
cable length [m]	2,25
material	plastic
colorw	hite



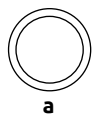
a: ø 85 mm
b: 70 mm
mounting hole: 70 mm

LED CEILING LIGHT FITTINGS FI60

+ info



quantity	469
reordering option	yes
wattage [W]	3 - 10
luminous flux [Lm]	350 - 560
color temperature [K]	2700 - 6500
base	GU - 10
beam angle [°]	90 - 120
weight [kg]	0,10
optimal instalation height [m]	do 2
max instalation height[m]	do 2
min instalation height[m]	0,6
heat output	low
cable length [m]	-
material	aluminium
color	silver



a: \varnothing 85 mm
mounting hole: 60 mm

LED CEILING LIGHT BIANCO 8W/4000K

+ info



quantity	22
reordering option	yes
wattage [W]	8
luminous flux [Lm]	400
color temperature [K]	4000
base	GU - 10
beam angle [°]	36
weight [kg]	0,35
optimal instalation height [m]	1-2
max instalation height[m]	3
min instalation height[m]	2
heat output	white neutral
cable length [m]	-
material	aluminum
color	black




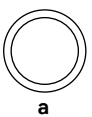
b

a: \varnothing 75 mm
b: 84 mm

ROLI TUBE 15W

+ info


quantity	56
reordering option	yes
wattage [W]	15
luminous flux [Lm]	1200
color temperature [K]	4000
base	LED
beam angle [°]	-
weight [kg]	0,35
optimal instalation height [m]	2-3
max instalation height[m]	3
min instalation height[m]	2
heat output	white neutral
cable length [m]	1,5
material	metal
color	black



b

a: ø 150 mm
b: 900 mm

a




3_ARMS

JEWELLERY ARM LED LIGHT 30 CM

+ info



quantity	31
reordering option	yes
wattage [W]	2 x 1,5
luminous flux [Lm]	2 x 80
color temperature [K]	4000
base	LED
beam angle [°]	38
weight [kg]	0,5
optimal instalation height [m]	cabinets / expositions
max instalation height[m]	-
min instalation height[m]	-
heat output	low
cable length [m]	2,2
material	aluminium
color	black



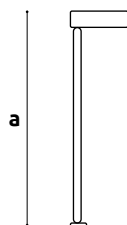
a: 300 mm

JEWELLERY ARM LED LIGHT 22 CM

+ info



quantity	5
reordering option	yes
wattage [W]	0,9
luminous flux [Lm]	50 - 70
color temperature [K]	5000 - 6000
base	LED
beam angle [°]	90 - 100
weight [kg]	0,15
optimal instalation height [m]	cabinets / expositions
max instalation height[m]	-
min instalation height[m]	-
heat output	low
cable length [m]	0,2
material	aluminium
color	silver

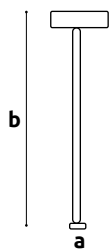


a: 220 mm

HALOGEN ARM LIGHT ELSTAR

+ info

quantity	120
reordering option	yes
wattage [W]	150
luminous flux [Lm]	2250
color temperature [K]	2900
base	R7S
beam angle [°]	80 - 90
weight [kg]	0,65
optimal instalation height [m]	2 - 3
max instalation height[m]	3
min instalation height[m]	2
heat output	high
cable length [m]	1,5
material	aluminium
color	grey

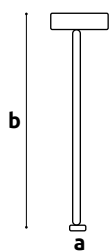


ciepła: zimna:
a: 135 mm a: 145 mm
b: 485 mm b: 500 mm


LED ARM LIGHT

+ info

quantity	50
reordering option	yes
wattage [W]	23
luminous flux [Lm]	1547
color temperature [K]	6000 - 6500
base	LED SMD
beam angle [°]	-
weight [kg]	0,5
optimal instalation height [m]	2 - 3
max instalation height[m]	3
min instalation height[m]	2
heat output	low
cable length [m]	2
material	aluminium
color	silver



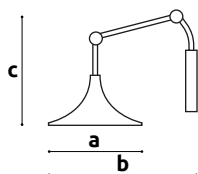
a: 145 mm
b: 500 mm



4_WALL LAMP

ANTIKA BLACK**+ info**

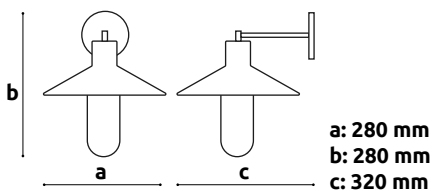
quantity	11
reordering option	yes
wattage [W]	depending on the light source
luminous flux [Lm]	depending on the light source
color temperature [K]	2700 - 6500
base	E-27
beam angle [°]	100 - 160
weight [kg]	1,3
optimal instalation height [m]	2 - 3
max instalation height[m]	3
min instalation height[m]	2
heat output	low

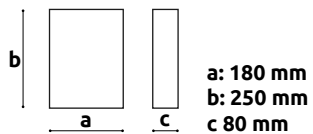


a: 250 mm
b: 460 mm
c: 330

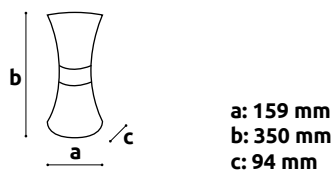
LOFT**+ info**

quantity	black - 12 blue - 8
reordering option	yes
wattage [W]	depending on the light source
luminous flux [Lm]	depending on the light source
color temperature [K]	2700 - 6500
base	E27
beam angle [°]	100 - 160
weight [kg]	1,1
optimal instalation height [m]	2 - 3
max instalation height[m]	3
min instalation height[m]	2
heat output	low
material	steel
color	black, blue



**+ info**

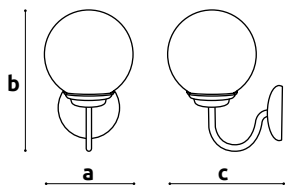
quantity	10
reordering option	yes
wattage [W]	depending on the light source
luminous flux [Lm]	depending on the light source
color temperature [K]	2700 - 6500
base	E-27
beam angle [°]	100 - 160
weight [kg]	1,3
heat output	low
material	glass
color	white

BROLO**+ info**

quantity	5
reordering option	yes
wattage [W]	depending on the light source
luminous flux [Lm]	depending on the light source
color temperature [K]	2700 - 6500
base	2 x E27
beam angle [°]	180
weight [kg]	0,65
optimal instalation height [m]	2 -3
max instalation height[m]	3
min instalation height[m]	2
heat output	low
cable length [m]	1
material	plastic
color	white

LILHOLMEN

+ info

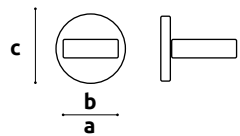


a: ø 140 mm
b: 250 mm
c: 160 mm

quantity	3
reordering option	yes
wattage [W]	depending on the light source
luminous flux [Lm]	depending on the light source
color temperature [K]	2700 - 6500
base	E-14
beam angle [°]	90 - 160
weight [kg]	1,2
optimal instalation height [m]	2 - 3
max instalation height[m]	3
min instalation height[m]	2
heat output	low
material	metal + glass
color	brass

INSPIRE

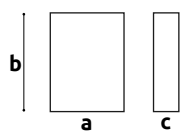
+ info



a: 180 mm
b: 145 mm
c: 125 mm

quantity	14
reordering option	yes
wattage [W]	4,6
luminous flux [Lm]	400
color temperature [K]	3000
base	LED
beam angle [°]	90
weight [kg]	0,6
optimal instalation height [m]	2 - 3
max instalation height[m]	3
min instalation height[m]	2
heat output	low
cable length [m]	1
material	steel + plastic
color	chrome

NYMANE

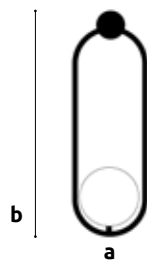


a: 110 mm
b: 150 mm
c: 70 mm

+ info

quantity	black - 54 white - 12
reordering option	yes
wattage [W]	depending on the light source
luminous flux [Lm]	depending on the light source
color temperature [K]	2700 - 6500
base	LED GU10
beam angle [°]	90 - 160
weight [kg]	0.45
optimal instalation height [m]	2 - 3
max instalation height[m]	3
min instalation height[m]	2
heat output	low
material	steel, powder coating + aluminum
color	black, white

JUPITER IGON E-14



a: 160 mm
b: 500 mm

+ info

quantity	2
reordering option	yes
wattage [W]	depending on the light source
luminous flux [Lm]	depending on the light source
color temperature [K]	2700 - 6500
base	E14
beam angle [°]	90
weight [kg]	2
optimal instalation height [m]	2 - 3
max instalation height[m]	3
min instalation height[m]	2
heat output	low
material	metal + glass
color	black

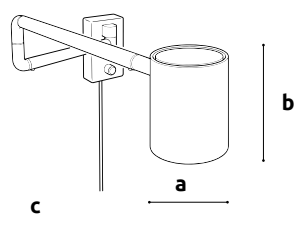


NYMANE / Wiśniowski / 2023 / BAU / Munich

NYMANE GU-10

+ info

quantity	7
reordering option	yes
wattage [W]	depending on the light source
luminous flux [Lm]	depending on the light source
color temperature [K]	2700 - 6500
base	GU10
beam angle [°]	depending on the light source
weight [kg]	0,35
optimal instalation height [m]	1 - 2
max instalation height[m]	-
min instalation height[m]	-
heat output	white neutral
material	steel, powder coating + aluminum
color	black

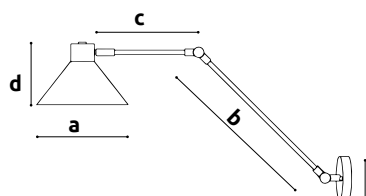


a: \varnothing 70 mm
b: 150 mm
c: min gt 70 mm - max gt 590 mm

KAVE HOME

+ info

quantity	4
reordering option	yes
wattage [W]	depending on the light source
luminous flux [Lm]	depending on the light source
color temperature [K]	2700 - 6500
base	E14
beam angle [°]	depending on the light source
weight [kg]	0,8
optimal instalation height [m]	1 - 2
max instalation height[m]	2
min instalation height[m]	1
heat output	white neutral
material	steel
color	black

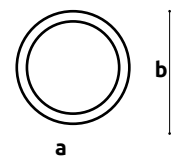


a: \varnothing 200,5 mm
b: 390 mm
c: 230 mm
d: 140,5 mm



KAVE HOME DIONE E14 / BP2 / 2023 / BAU / Munich

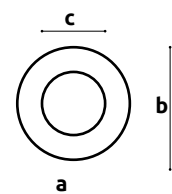
INTIS + info



a: 150 mm
b: 150 mm

quantity	22
reordering option	yes
wattage [W]	depending on the light source
luminous flux [Lm]	depending on the light source
color temperature [K]	2700 - 6500
base	E14
beam angle [°]	90-160
weight [kg]	0,8
optimal instalation height [m]	2,5
max instalation height[m]	2,5
min instalation height[m]	1
heat output	white neutral
material	powder-coated metal and glass shade
color	white + black

STARLING + info




a: 140 mm
b: ø 330 mm
c: 120 mm

quantity	2
reordering option	yes
wattage [W]	depending on the light source
luminous flux [Lm]	depending on the light source
color temperature [K]	2700 - 6500
base	1xG9
beam angle [°]	90-160
weight [kg]	0,8
optimal instalation height [m]	2,5
max instalation height[m]	2,5
min instalation height[m]	1
heat output	white neutral
material	powder-coated metal and glass shade
color	white + gold



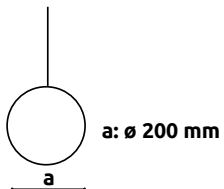
INTIS / DRE / 2023 / WARSAW HOME / Warsaw



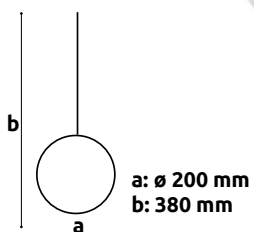
5_DECORATIVE LAMPS

EGLO RONDO**+ info**

quantity	139
reordering option	yes
wattage [W]	depending on the light source
luminous flux [Lm]	depending on the light source
color temperature [K]	2700 - 6500
base	E27
beam angle [°]	280
weight [kg]	1,4
optimal instalation height [m]	2 - 5
max instalation height[m]	5
min instalation height[m]	2
heat output	low
cable length [m]	2 - 5
material	glass
color	white, chrom

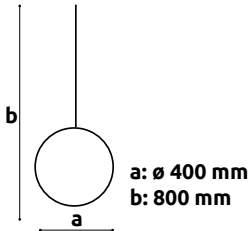
**FREDIKA****+ info**

quantity	5
reordering option	yes
wattage [W]	depending on the light source
luminous flux [Lm]	depending on the light source
color temperature [K]	2700 - 6500
base	E27
beam angle [°]	280
weight [kg]	2,5
optimal instalation height [m]	2 - 5
max instalation height[m]	5
min instalation height[m]	2
heat output	low
cable length [m]	0,4
material	glass
color	white, black





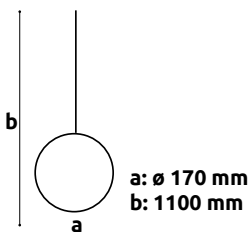
EGLO RONDO / DRE / 2022 / Warsaw Home / Warsaw



SOLLUX UGO

+ info

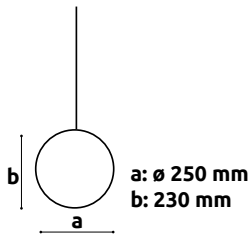
quantity	3
reordering option	yes
wattage [W]	depending on the light source
luminous flux [Lm]	depending on the light source
color temperature [K]	2700 - 6500
base	E27
beam angle [°]	280
weight [kg]	1,4
optimal instalation height [m]	2 - 5
max instalation height[m]	5
min instalation height[m]	2
heat output	low
cable length [m]	2 - 5
material	glass
color	white, chrome



LEMIR

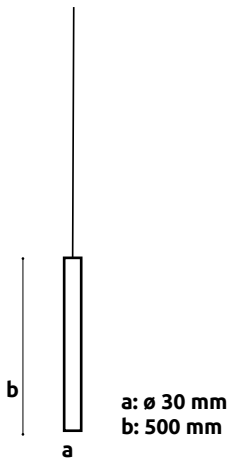
+ info

quantity	45
reordering option	yes
wattage [W]	depending on the light source
luminous flux [Lm]	depending on the light source
color temperature [K]	2700 - 6500
base	E27
beam angle [°]	280
weight [kg]	1,4
optimal instalation height [m]	2 - 5
max instalation height[m]	5
min instalation height[m]	2
heat output	low
cable length [m]	2 - 5
material	glass
color	red



MODERN + info

quantity	blue - 33 orange - 10
reordering option	yes
wattage [W]	depending on the light source
luminous flux [Lm]	depending on the light source
color temperature [K]	2700 - 6500
base	E27
beam angle [°]	depending on the light source
weight [kg]	0,5
optimal instalation height [m]	2 - 5
max instalation height[m]	5
min instalation height[m]	2
heat output	low
cable length [m]	2 - 5
material	glass
color	transparent, blue



TUBA G9 + info

quantity	2,30 2,40m - 32 2,5 2,7m - 12 3m - 16
reordering option	yes
wattage [W]	8
luminous flux [Lm]	750
color temperature [K]	400
base	G9
beam angle [°]	280
weight [kg]	1
optimal instalation height [m]	2
max instalation height[m]	5
min instalation height[m]	1,3
heat output	low
cable length [m]	2,30 - 3
material	steel
color	black



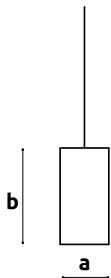
TUBA G9 / Wiśniowski / 2023 / BAU / Munich



EYE

+ info

quantity	25
reordering option	yes
wattage [W]	depending on the light source
luminous flux [Lm]	depending on the light source
color temperature [K]	2700 - 6500
base	G10
beam angle [°]	280
weight [kg]	1
optimal instalation height [m]	1,3
max instalation height[m]	5
min instalation height[m]	1,3
heat output	low
cable length [m]	1,20
material	steel
color	black



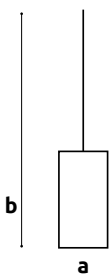
a: ø 55 mm
b: 250 mm



GRAPHITE

+ info

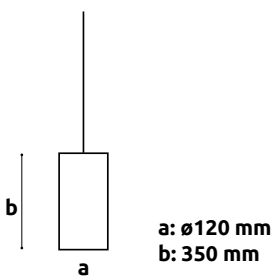
quantity	9
reordering option	yes
wattage [W]	depending on the light source
luminous flux [Lm]	depending on the light source
color temperature [K]	2700 - 6500
base	G10
beam angle [°]	280
weight [kg]	1
optimal instalation height [m]	1,3
max instalation height[m]	5
min instalation height[m]	1,3
heat output	low
cable length [m]	1,5
material	steel

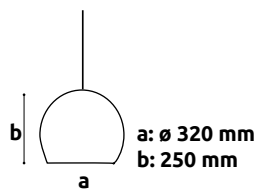


a: 60 x 60 mm
b: 900 mm

ALFA BOLT**+ info**

quantity	10
reordering option	yes
wattage [W]	depending on the light source
luminous flux [Lm]	depending on the light source
color temperature [K]	2700 - 6500
base	E27
beam angle [°]	280
weight [kg]	1
optimal instalation height [m]	od 1,3
max instalation height[m]	5
min instalation height[m]	1,3
heat output	low
cable length [m]	1,5
material	glass
color	white

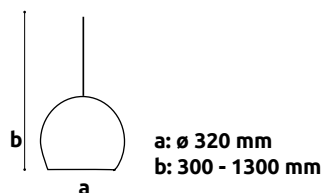




TAMEN INSPIRE

+ info

quantity	11
reordering option	yes
wattage [W]	depending on the light source
luminous flux [Lm]	depending on the light source
color temperature [K]	2700 - 6500
base	E27
beam angle [°]	280
weight [kg]	1,25
optimal instalation height [m]	2 - 5
max instalation height[m]	5
min instalation height[m]	2
heat output	low
cable length [m]	2
material	plastic
color	black



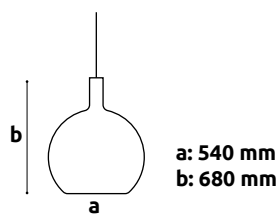
GAUCHO

+ info

quantity	2
reordering option	yes
wattage [W]	depending on the light source
luminous flux [Lm]	depending on the light source
color temperature [K]	2700 - 6500
base	E27
beam angle [°]	280
weight [kg]	1,25
optimal instalation height [m]	2 - 5
max instalation height[m]	5
min instalation height[m]	2
heat output	low
cable length [m]	1
material	plastic
color	white



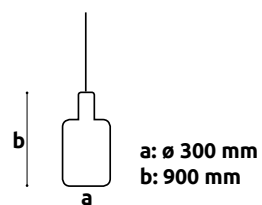
TAMEN INSPIRE / Drutex / 2016 / SAIE / Bologna



ARABICA

+ info

quantity	3
reordering option	no
wattage [W]	depending on the light source
luminous flux [Lm]	depending on the light source
color temperature [K]	2700 - 6500
base	E27
beam angle [°]	90 - 160
weight [kg]	1,2
optimal instalation height [m]	2 - 5
max instalation height[m]	3
min instalation height[m]	2
heat output	low
cable length [m]	1,5
material	plywood
color	natural wood



PORTORYKO

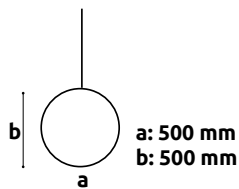
+ info

quantity	6
reordering option	yes
wattage [W]	depending on the light source
luminous flux [Lm]	depending on the light source
color temperature [K]	2700 - 6500
base	E27
beam angle [°]	90 - 160
weight [kg]	1,2
optimal instalation height [m]	3 - 5
max instalation height[m]	5
min instalation height[m]	3
heat output	low
cable length [m]	1
material	plywood
color	natural wood



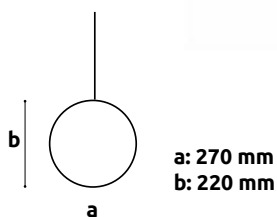
ARABICA / Pol - Skone / 2018 / Budma / Poznań

CARUBA



+ info

quantity	6
reordering option	yes
wattage [W]	depending on the light source
luminous flux [Lm]	depending on the light source
color temperature [K]	2700-6500
base	E27
beam angle [°]	280
weight [kg]	0,6
optimal instalation height [m]	2-5
max instalation height[m]	5
min instalation height[m]	2
heat output	low
cable length [m]	2m
material	plastic



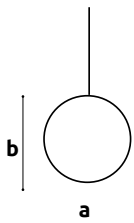
SPIDER

+ info

quantity	6
reordering option	no
wattage [W]	depending on the light source
luminous flux [Lm]	1055
color temperature [K]	2700 - 6500
base	E27
beam angle [°]	90 - 160
weight [kg]	0,8
optimal instalation height [m]	2 - 5
max instalation height[m]	3
min instalation height[m]	2
heat output	low
cable length [m]	2
material	plywood
color	natural wood

GRINDFALLET**+ info**

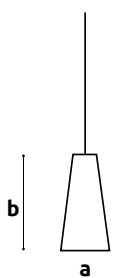
quantity	5
reordering option	no
wattage [W]	depending on the light source
luminous flux [Lm]	depending on the light source
color temperature [K]	2700-6500
base	E27
beam angle [°]	280
weight [kg]	0,45
optimal instalation height [m]	2 - 5
max instalation height[m]	5
min instalation height[m]	2
heat output	low
cable length [m]	1,6
material	steel
color	black



a: ø 300 mm
b: 290 mm

ŻYRANDOL**+ info**

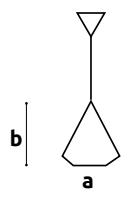
quantity	9
reordering option	no
wattage [W]	depending on the light source
luminous flux [Lm]	1521
color temperature [K]	2700-6500
base	E27
beam angle [°]	280
weight [kg]	0,5
optimal instalation height [m]	2 - 5
max instalation height[m]	5
min instalation height[m]	2
heat output	low
cable length [m]	2
material	steel
color	black



a: ø120 mm
b: 300 mm

INSPIRE

+ info

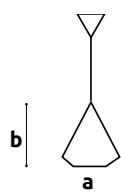


a: \varnothing 365 mm
b: 1600 mm

ilość	31
możliwość dokupienia	tak
moc [W]	depending on the light source
strumień [Lm]	depending on the light source
barwa [K]	2700-6500
typ źródła światła	E27
kąt [°]	280
waga [kg]	0,5
Sugerowana wys. montażu [m]	2 - 3
max wys montażu [m]	3
min wys. montażu[m]	2
emisja ciepła	niska
dł. kabla [m]	1,6
materiał	stal
kolor	czarny

TARBES

+ info



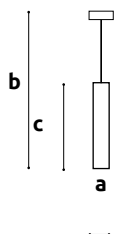
czarna
a: \varnothing 325 mm
b: 280 mm

biała
a: 300 mm
b: 300 mm

quantity	white - 10 black - 1
reordering option	yes
wattage [W]	depending on the light source
luminous flux [Lm]	depending on the light source
color temperature [K]	2700-6500
base	E27
beam angle [°]	280
weight [kg]	0,45
optimal instalation height [m]	2 - 3
max instalation height[m]	3
min instalation height[m]	2
heat output	low
cable length [m]	1 m
material	steel
color	white, black



CARUBA / 2018 / IFA / Berlin

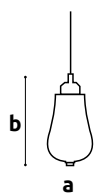


a: 100 mm
b: 1200 mm
c: 320 mm

KAJA

+ info

quantity	3
reordering option	yes
wattage [W]	depending on the light source
luminous flux [Lm]	depending on the light bulb
color temperature [K]	4930
base	GU10
beam angle [°]	depending on the light source
weight [kg]	0,5
optimal instalation height [m]	2-3
max instalation height[m]	3
min instalation height[m]	2
heat output	low
cable length [m]	1,5
material	metal
color	black



a: ø 120 mm
b: 210 mm

KOPENHAGEN LOFT

+ info

quantity	8
reordering option	yes
wattage [W]	12
luminous flux [Lm]	95
color temperature [K]	2700-6500
base	E27
beam angle [°]	280
weight [kg]	0,5
optimal instalation height [m]	od 1,3
max instalation height[m]	-
min instalation height[m]	od 1,3
heat output	low
cable length [m]	1,7
material	plastic
color	rusty



KOPENHAGEN LOFT / PKP / 2015 / Trako / Gdańsk

FITTINGS GWINT

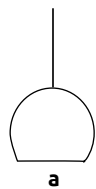
+ info

quantity	3m - 24 1,5m - 28
reordering option	yes
wattage [W]	depending on the light source
luminous flux [Lm]	depending on the light source
color temperature [K]	2700-6500
base	E27
beam angle [°]	280
weight [kg]	0,3
optimal instalation height [m]	2-3
max instalation height[m]	3
min instalation height[m]	2
heat output	low
cable length [m]	1,7
material	silicon
color	red





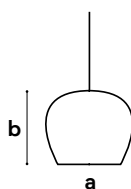
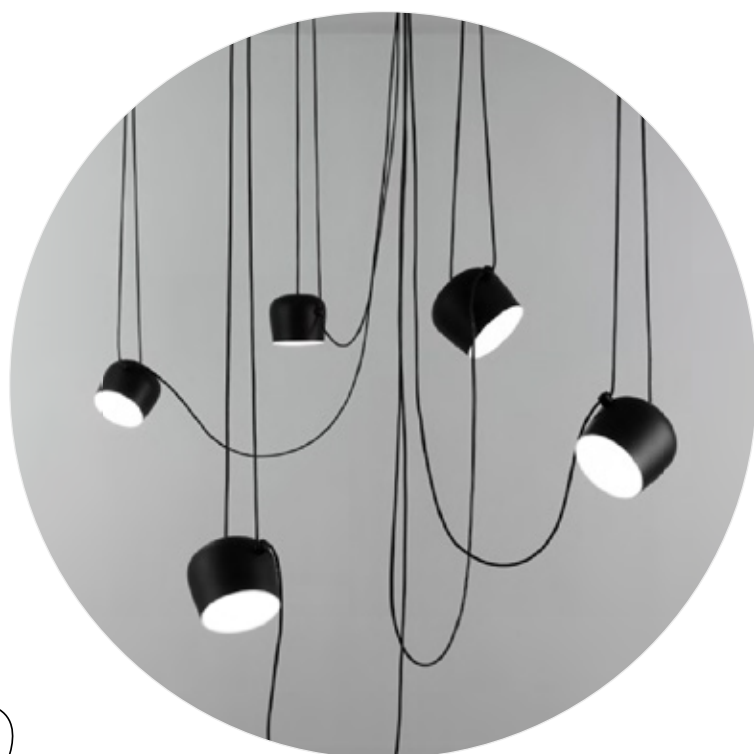
FITTINGS GWINT / Polregio / 2023 / Trako / Gdańsk

a: \varnothing 350 mm

RAKIJA

+ info

quantity	7
reordering option	yes
wattage [W]	depending on the light source
luminous flux [Lm]	depending on the light source
color temperature [K]	2700-6500
base	E27
beam angle [°]	280
weight [kg]	1,8
optimal instalation height [m]	2 - 5
max instalation height[m]	5
min instalation height[m]	2
heat output	low
cable length [m]	2
material	glass
color	golden

a: \varnothing 150 mm
b: \varnothing 155 mm

FLOS AIM

+ info

quantity	1
reordering option	yes
wattage [W]	50
luminous flux [Lm]	550
color temperature [K]	2200-900
base	E27
beam angle [°]	120
weight [kg]	7,2
optimal instalation height [m]	2,5 - 3
max instalation height [m]	3
min instalation height [m]	2,5
heat output	low
cable length [m]	2
material	aluminium
color	black

BAS**+ info**

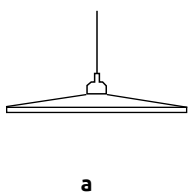
quantity	white - 5 black - 5
reordering option	yes
wattage [W]	depending on the light source
luminous flux [Lm]	1521
color temperature [K]	2700-6500
base	E-14
beam angle [°]	280
weight [kg]	0,5
optimal instalation height [m]	2-3
max instalation height[m]	3
min instalation height[m]	2
heat output	low
cable length [m]	1,5 m
material	plate
color	white, black



a: \varnothing 200 mm
b: 190 mm

NORDLUX-BALANCE**+ info**

quantity	
reordering option	yes
wattage [W]	depending on the light source
luminous flux [Lm]	1700
color temperature [K]	2700
base	17,5WLED
beam angle [°]	120
weight [kg]	2
optimal instalation height [m]	2-5
max instalation height[m]	5
min instalation height[m]	2
heat output	warm white
cable length [m]	5
material	metal + acrylic
color	black



a: \varnothing 420 mm
b: 158 mm

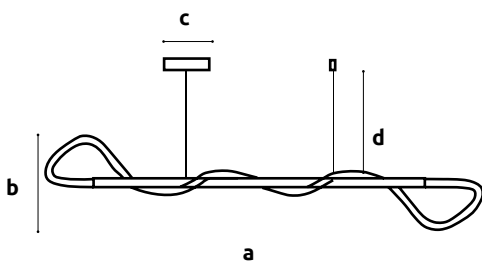


NORDLUX-BALANCE / Drutex / 2023 / BAU / Munich

LONG CHROM**+ info**

quantity	8
reordering option	yes
wattage [W]	70
luminous flux [Lm]	-
color temperature [K]	2700
base	LED
beam angle [°]	-
weight [kg]	0,5
optimal instalation height [m]	2-5
max instalation height[m]	5
min instalation height[m]	2
heat output	warm white
cable length [m]	1,5
material	metal
color	chrome

b|



a: 1200 mm
b: 260 mm
c: ø 120
d: 800



LONG CHROM / Juki / 2022 / TEXPROCESS / Frankfurt

EDO + info

quantity	9
reordering option	yes
wattage [W]	depending on the light source
luminous flux [Lm]	depending on the light source
color temperature [K]	2700 - 6500
base	E27
beam angle [°]	depending on the light source
weight [kg]	0,5
optimal instalation height [m]	2-3
max instalation height[m]	3
min instalation height[m]	2
heat output	low
cable length [m]	1,5
material	metal

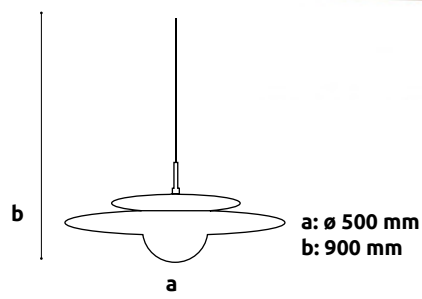


ARGON ERBA + info


quantity	9
reordering option	yes
wattage [W]	depending on the light source
luminous flux [Lm]	depending on the light source
color temperature [K]	2700 - 6500
base	LED
beam angle [°]	depending on the light source
weight [kg]	0,8
optimal instalation height [m]	1,3
max instalation height[m]	3
min instalation height[m]	1,3
heat output	warm white
cable length [m]	1,5
material	metal + acrylic
color	black



ITALUX SARH + info



quantity	14
reordering option	yes
wattage [W]	depending on the light source
luminous flux [Lm]	depending on the light source
color temperature [K]	2700 - 6500
base	E27
beam angle [°]	depending on the light source
weight [kg]	0,5
optimal instalation height [m]	2-3
max instalation height[m]	3
min instalation height[m]	2
heat output	low
cable length [m]	1,5
material	metal + glass
color	white + gold




AXEL AZARDO + info

quantity	15
reordering option	yes
wattage [W]	depending on the light source
luminous flux [Lm]	depending on the light bulb
color temperature [K]	2700 - 6500
base	E27
beam angle [°]	-
weight [kg]	1,4
optimal instalation height [m]	2-3
max instalation height[m]	5
min instalation height[m]	2
heat output	low
cable length [m]	0,8
material	metal
color	black

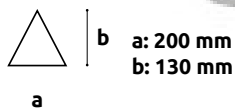
SOLLUX**+ info**

quantity	4
reordering option	yes
wattage [W]	depending on the light source
luminous flux [Lm]	depending on the light bulb
color temperature [K]	2700 - 6500
base	GU10
beam angle [°]	depending on the light source
weight [kg]	0,5
optimal instalation height [m]	2,5-3
max instalation height[m]	5
min instalation height[m]	2,5
heat output	low
cable length [m]	1
material	wood
color	wood

**TUBA GU-10****+ info**

quantity	3
reordering option	yes
wattage [W]	depending on the light source
luminous flux [Lm]	1700
color temperature [K]	2700 - 6500
base	GU10
beam angle [°]	depending on the light source
weight [kg]	0,8
optimal instalation height [m]	2,3
max instalation height[m]	5
min instalation height[m]	2
heat output	low
cable length [m]	1
material	aluminum
color	white

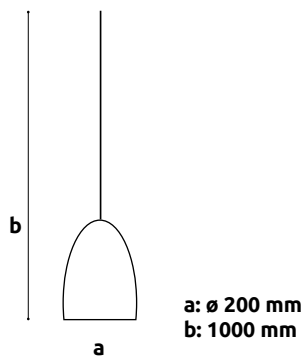




ZENITH

+ info

quantity	17
reordering option	yes
wattage [W]	depending on the light source
luminous flux [Lm]	depending on the light bulb
color temperature [K]	2700 - 6500
base	GU10
beam angle [°]	depending on the light source
weight [kg]	0,93
optimal instalation height [m]	2-3
max instalation height[m]	5
min instalation height[m]	2
heat output	low
cable length [m]	5
material	steel
color	white

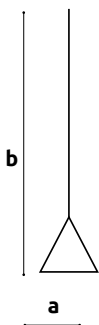


HERMINA

+ info

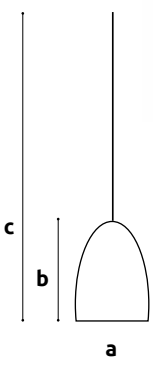
quantity	6
reordering option	yes
wattage [W]	depending on the light source
luminous flux [Lm]	depending on the light bulb
color temperature [K]	2700 - 6500
base	E27
beam angle [°]	depending on the light source
weight [kg]	0,8
optimal instalation height [m]	2-3
max instalation height[m]	5
min instalation height[m]	2
heat output	low
cable length [m]	1
material	metal, wood, glass
color	white

ALUMINIUM + info



a: \varnothing 500 mm
b: 1800 mm

quantity	11
reordering option	no
wattage [W]	depending on the light source
luminous flux [Lm]	depending on the light bulb
color temperature [K]	2700 - 6500
base	E27
beam angle [°]	depending on the light source
weight [kg]	0,93
optimal instalation height [m]	2-3
max instalation height[m]	5
min instalation height[m]	2
heat output	low
cable length [m]	1,20
material	aluminum, varnish
color	chrome



a: \varnothing 380 mm
b: 470 mm
c: 1400 mm

HEKTAR + info

quantity	dark gray \varnothing 38 cm - 9 dark gray \varnothing 47 cm - 8 white \varnothing 38 cm - 8
reordering option	yes
wattage [W]	depending on the light source
luminous flux [Lm]	depending on the light bulb
color temperature [K]	2700 - 6500
base	E27
beam angle [°]	depending on the light source
weight [kg]	0,8
optimal instalation height [m]	2-3
max instalation height[m]	3
min instalation height[m]	2
heat output	low
cable length [m]	1,4
material	aluminum
color	white, dark gray



NYMANE W + info



quantity	2
reordering option	no
wattage [W]	depending on the light source
luminous flux [Lm]	depending on the light source
color temperature [K]	2700 - 6500
base	E27
beam angle [°]	depending on the light source
weight [kg]	0,93
optimal instalation height [m]	2-3
max instalation height[m]	3
min instalation height[m]	2
heat output	low
cable length [m]	1,20
material	aluminum, lacquer
color	white

PS 2014 3D + info



quantity	2
reordering option	no
wattage [W]	depending on the light source
luminous flux [Lm]	depending on the light bulb
color temperature [K]	2700 - 6500
base	E27
beam angle [°]	depending on the light source
weight [kg]	1
optimal instalation height [m]	2-3
max instalation height[m]	3
min instalation height[m]	2
heat output	low
cable length [m]	1,5
material	material polypropylene
color	white

RANARP + info



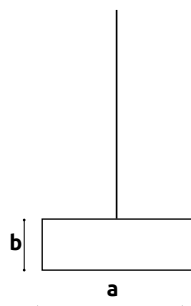
quantity	white - 5 black - 6
reordering option	yes
wattage [W]	depending on the light source
luminous flux [Lm]	depending on the light bulb
color temperature [K]	2700 - 6500
base	E27
beam angle [°]	depending on the light source
weight [kg]	2
optimal instalation height [m]	2-3
max instalation height[m]	3
min instalation height[m]	2
heat output	low
cable length [m]	1,6
material	material polypropylene
color	black, white

MITRILA + info



quantity	3
reordering option	yes
wattage [W]	depending on the light source
luminous flux [Lm]	depending on the light bulb
color temperature [K]	2700 - 6500
base	E27
beam angle [°]	depending on the light source
weight [kg]	1,5
optimal instalation height [m]	2-3
max instalation height[m]	3
min instalation height[m]	2
heat output	low
cable length [m]	1
material	steel, powder coating
color	black, white

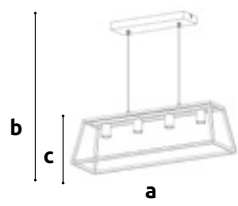
NORDLUX + info



a: \varnothing 300 mm
b: 227 mm

quantity	1
reordering option	no
wattage [W]	depending on the light source
luminous flux [Lm]	depending on the light bulb
color temperature [K]	2700 - 6500
base	E27
beam angle [°]	depending on the light source
weight [kg]	2,53
optimal instalation height [m]	2-3
max instalation height[m]	3
min instalation height[m]	2
heat output	low
cable length [m]	3
material	glass
color	white

FELSISK + info



a: 280 mm
b: 830 mm
c: 240 mm

quantity	1
reordering option	yes
wattage [W]	depending on the light source
luminous flux [Lm]	depending on the light bulb
color temperature [K]	2700 - 6500
base	E27
beam angle [°]	depending on the light source
weight [kg]	4,99
optimal instalation height [m]	2-3
max instalation height[m]	3
min instalation height[m]	2
heat output	low
cable length [m]	3
material	polypropylene
color	black

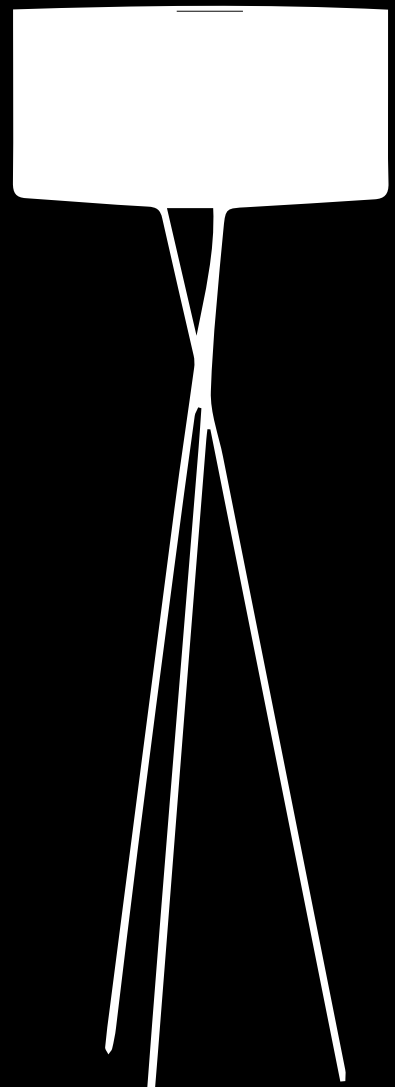
LIGHTING**+ info**

quantity	1
reordering option	yes
wattage [W]	depending on the light source
luminous flux [Lm]	200
color temperature [K]	2700 - 6500
base	E27
beam angle [°]	depending on the light source
weight [kg]	1
optimal instalation height [m]	2-3
max instalation height[m]	3
min instalation height[m]	2
heat output	warm white
cable length [m]	1
material	plastic
color	black

LUMINEX**+ info**

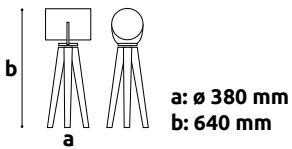
quantity	1
reordering option	no
wattage [W]	depending on the light source
luminous flux [Lm]	depending on the light source
color temperature [K]	2700 - 6500
base	E27
beam angle [°]	depending on the light source
weight [kg]	1
optimal instalation height [m]	2-3
max instalation height[m]	3
min instalation height[m]	2
heat output	low
cable length [m]	1,5
material	plastic
color	black

6_ DECORATIVE STANDING

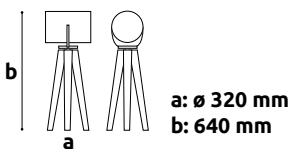


UPSTREET**+ info**

quantity	2
reordering option	yes
wattage [W]	60
luminous flux [Lm]	1055
color temperature [K]	2700 - 6500
base	E27
beam angle [°]	90 - 160
weight [kg]	3
optimal instalation height [m]	floor / table
heat output	low
cable lenght [m]	1
material	wood + steel
color	black + chrome

**INDUSTRIAL DESIGN****+ info**

quantity	1
reordering option	yes
wattage [W]	60
luminous flux [Lm]	1055
color temperature [K]	2700 - 6500
base	E27
beam angle [°]	90 - 160
weight [kg]	3
optimal instalation height [m]	floor / table
heat output	low
cable lenght [m]	1
material	wood + steel
color	black + wood





LAUTERS

+ info

quantity	1
reordering option	no
wattage [W]	depending on the light source
luminous flux [Lm]	depending on the light source
color temperature [K]	2700 - 6500
base	E27
weight [kg]	3
optimal instalation height [m]	floor / table
heat output	low
cable lenght [m]	2
material	solid ash, colorless lacquer acrylic
color	white, wood



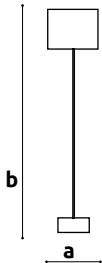
EGLO

+ info

quantity	2
reordering option	yes
wattage [W]	60
luminous flux [Lm]	depending on the light source
color temperature [K]	2600 - 6500
base	E27
weight [kg]	3,98
optimal instalation height [m]	floor / table
heat output	low
cable lenght [m]	2
material	steel, fabric
color	chrome, white

ALANG**+ info**

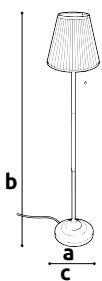
quantity	4
reordering option	no
wattage [W]	depending on the light source
luminous flux [Lm]	depending on the light source
color temperature [K]	2700 - 6500
base	E27
weight [kg]	5
optimal instalation height [m]	floor / table
heat output	low
cable lenght [m]	2,5
material	steel, fabric
color	chrome, white



a: ø 310 mm
b: 1170 min x 1600 max mm

ANEGLAND**+ info**

quantity	5
reordering option	no
wattage [W]	depending on the light source
luminous flux [Lm]	depending on the light source
color temperature [K]	2700 - 6500
base	E27
weight [kg]	3
optimal instalation height [m]	floor / table
heat output	low
cable lenght [m]	2
material	steel, fabric
color	white, black




a: ø 240 mm
b: 1550 mm
c: ø 360 mm



ARSTID

+ info

quantity	2
reordering option	no
wattage [W]	depending on the light source
luminous flux [Lm]	depending on the light source
color temperature [K]	2700 - 6500
base	E27
weight [kg]	4
optimal instalation height [m]	floor / table
heat output	low
cable lenght [m]	2,4
material	steel, fabric
color	chrome, white



NIUANCE

+ info

quantity	1
reordering option	no
wattage [W]	depending on the light source
luminous flux [Lm]	depending on the light source
color temperature [K]	2700 - 6500
base	E27
weight [kg]	4,55
optimal instalation height [m]	floor / table
heat output	low
cable lenght [m]	1
material	steel
color	chrome, white

NYFORS**+ info**

quantity	3
reordering option	yes
wattage [W]	depending on the light source
luminous flux [Lm]	depending on the light source
color temperature [K]	2700 - 6500
base	E27
weight [kg]	4
optimal instalation height [m]	floor / table
heat output	low
cable lenght [m]	2,3
material	steel, fabric
color	chrome, white

**PS 2014****+ info**

quantity	2
reordering option	no
wattage [W]	depending on the light source
luminous flux [Lm]	depending on the light source
color temperature [K]	2700 - 6500
base	E27
weight [kg]	3
optimal instalation height [m]	floor / table
heat output	low
cable lenght [m]	2,3
material	steel, plastic
color	white



RANARP M

+ info

quantity	5
reordering option	yes
wattage [W]	depending on the light source
luminous flux [Lm]	depending on the light source
color temperature [K]	2700 - 6500
base	E27
weight [kg]	7
optimal instalation height [m]	floor / table
heat output	low
cable lenght [m]	1,85
material	steel
color	black



SKURUP

+ info

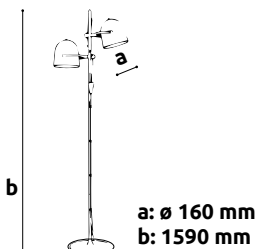
quantity	1
reordering option	yes
wattage [W]	depending on the light source
luminous flux [Lm]	depending on the light source
color temperature [K]	2700 - 6500
base	E14
weight [kg]	6
optimal instalation height [m]	floor / table
heat output	low
cable lenght [m]	2
material	steel
color	black

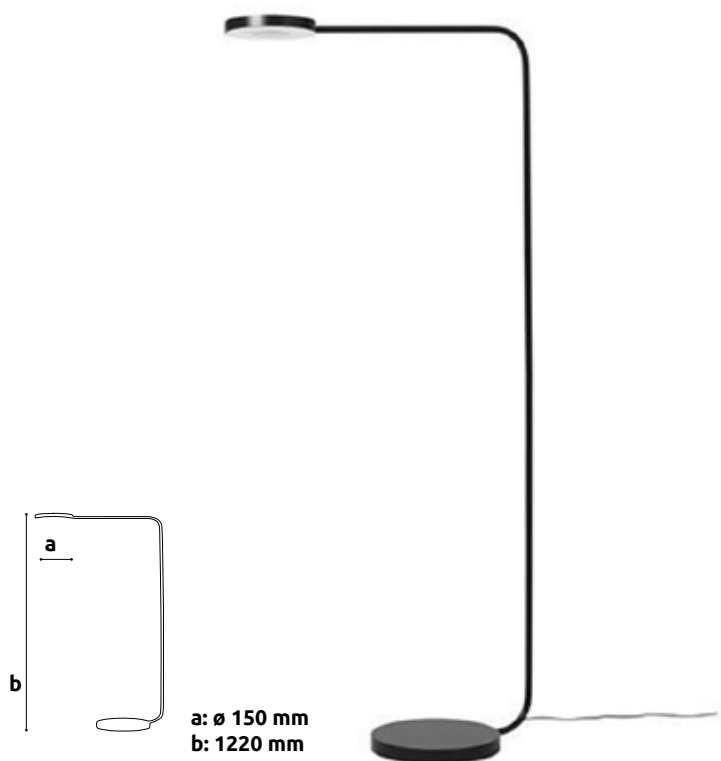


SVIRVEL

+ info

quantity	2
reordering option	no
wattage [W]	depending on the light source
luminous flux [Lm]	depending on the light source
color temperature [K]	2700 - 6500
base	E14
weight [kg]	6
optimal instalation height [m]	floor / table
heat output	low
cable lenght [m]	0,89
material	steel, glass
color	white

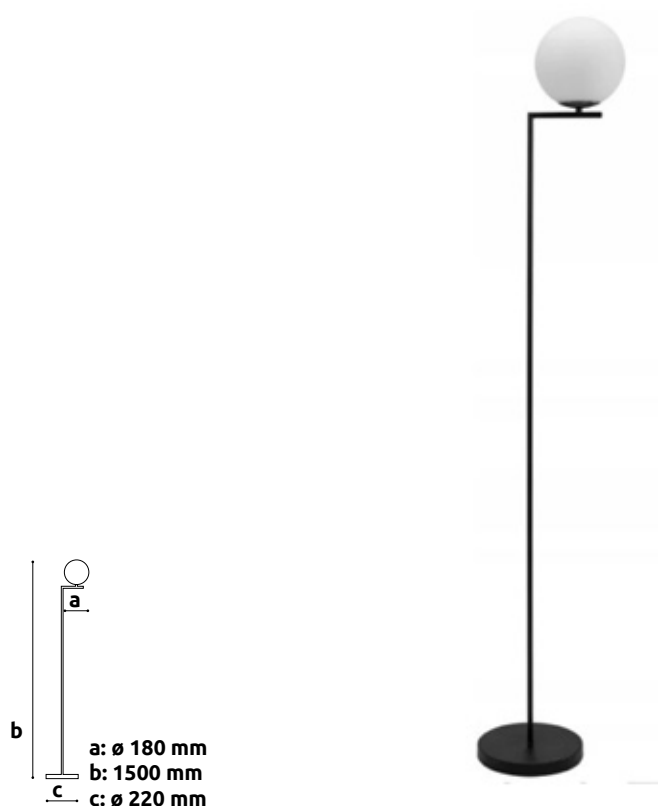




YPPERLIG

+ info

quantity	2
reordering option	yes
wattage [W]	42
luminous flux [Lm]	500
color temperature [K]	2700
base	LED
weight [kg]	4,7
optimal instalation height [m]	floor / table
heat output	low
cable lenght [m]	2
material	steel
color	black



LOFT APP

+ info

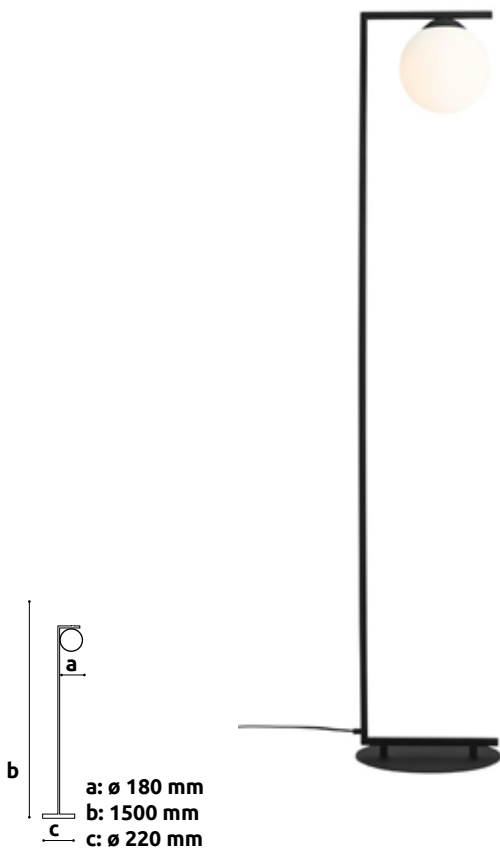
quantity	1
reordering option	yes
wattage [W]	depending on the light source
luminous flux [Lm]	depending on the light source
color temperature [K]	2600 - 6500
base	E27
weight [kg]	4,7
optimal instalation height [m]	floor
heat output	low
cable lenght [m]	2
material	steel, glass
color	black

ALDEX**+ info**

quantity	3
reordering option	yes
wattage [W]	depending on the light source
luminous flux [Lm]	depending on the light source
color temperature [K]	2600 - 6500
base	E27
weight [kg]	3
optimal instalation height [m]	floor
heat output	low
cable lenght [m]	2
material	steel, glass
color	black

**ALDEX INCANA****+ info**

quantity	2
reordering option	yes
wattage [W]	depending on the light source
luminous flux [Lm]	depending on the light source
color temperature [K]	2600 - 6500
base	E27
weight [kg]	3
optimal instalation height [m]	floor
heat output	low
cable lenght [m]	2
material	steel, glass
color	black





WOODROW

+ info

quantity	1
reordering option	yes
wattage [W]	depending on the light source
luminous flux [Lm]	depending on the light source
color temperature [K]	2600 - 6500
base	E27
weight [kg]	3
optimal instalation height [m]	floor
heat output	low
cable lenght [m]	2
material	metal, wood
color	light brown

NAVARRA

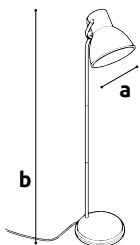

+ info



quantity	1
reordering option	no
wattage [W]	depending on the light source
luminous flux [Lm]	depending on the light source
color temperature [K]	2600 - 6500
base	E27
weight [kg]	17
optimal instalation height [m]	floor
heat output	low
cable lenght [m]	2
material	metal, wood
color	chrome

HEKTAR**+ info**

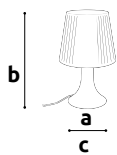
quantity	17
reordering option	yes
wattage [W]	depending on the light source
luminous flux [Lm]	depending on the light source
color temperature [K]	2700 - 6500
base	E14
weight [kg]	6
optimal instalation height [m]	floor
heat output	low
cable lenght [m]	2
material	metal, wood
color	dark gray



a: ø 315 mm
b: 1810 mm

LAMPAN

+ info




a: \varnothing 130 mm
b: 290 mm
c: \varnothing 190 mm

quantity	3
reordering option	yes
wattage [W]	40
luminous flux [Lm]	depending on the light source
color temperature [K]	2600 - 6500
base	E14
beam angle [°]	depending on the light source
weight [kg]	0,5
optimal instalation height [m]	floor / table
heat output	low
cable lenght [m]	1,30
material	plastic
color	white

CUMULUS

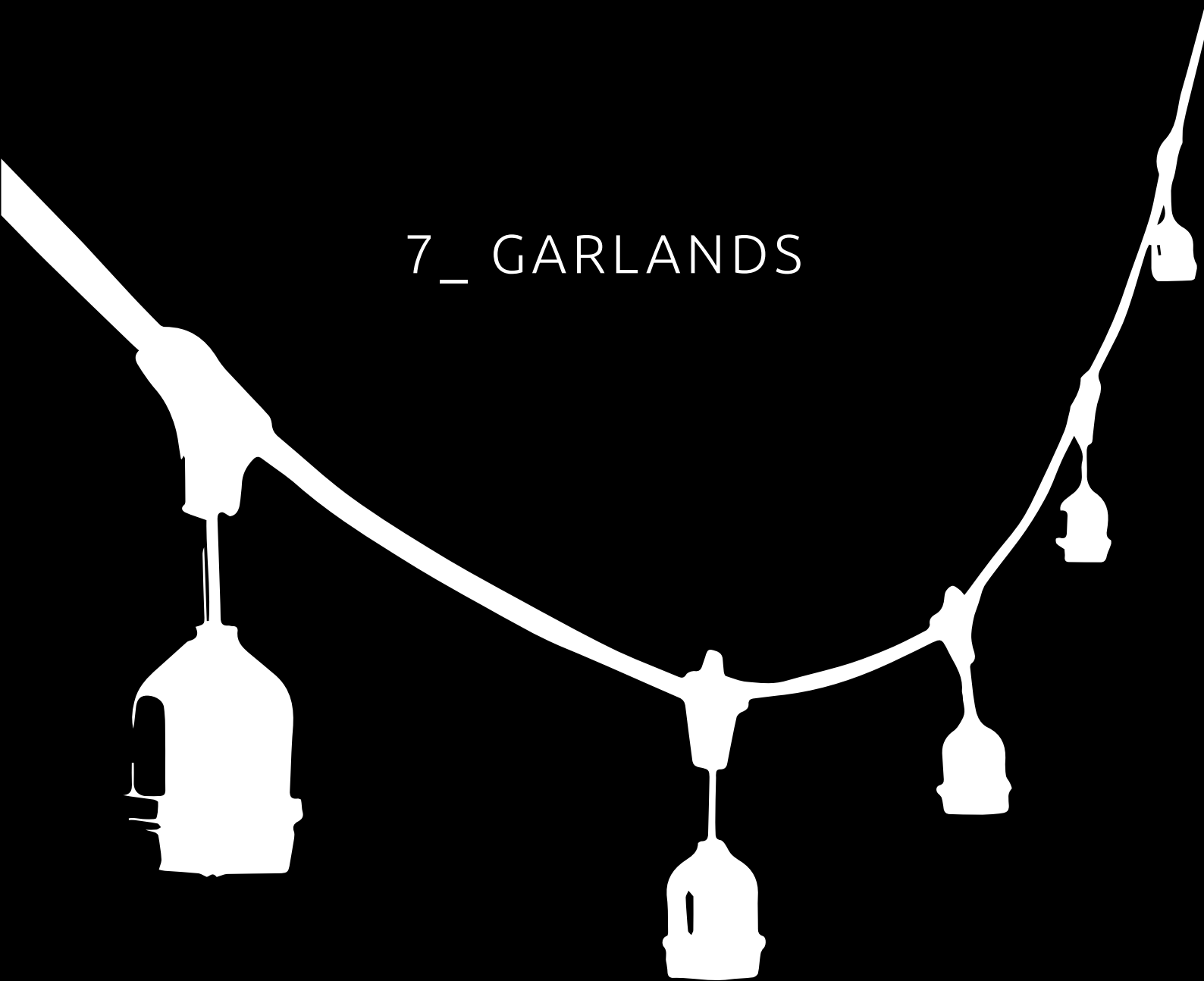
+ info



a: \varnothing 450 mm

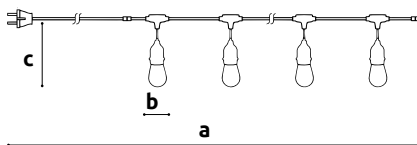
quantity	2
reordering option	yes
wattage [W]	14
luminous flux [Lm]	1521
color temperature [K]	2700 - 6500
base	E27
beam angle [°]	280
weight [kg]	0,15
optimal instalation height [m]	floor
heat output	low
cable lenght [m]	1
material	plastic
color	white

7_ GARLANDS



GARDEN

+ info



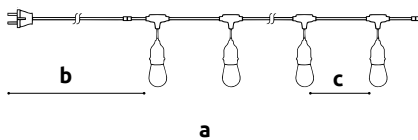
a: 10 000 mm
b: 35 mm
c: 60 mm



quantity	5
reordering option	yes
wattage [W]	2-3
luminous flux [Lm]	200-300
color temperature [K]	2700
base	E27
beam angle [°]	-
weight [kg]	1
optimal instalation height [m]	2,3
max instalation height[m]	3
min instalation height[m]	2
heat output	warm white
cable length [m]	10
material	plastic
color	black

SVARTRA

+ info



a: 8400 mm
b: 4000 mm
c: 400 mm

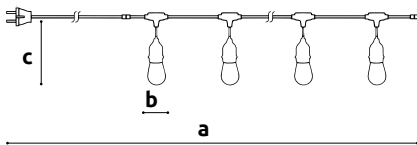


quantity	6
reordering option	yes
wattage [W]	12
luminous flux [Lm]	10
color temperature [K]	2700
base	GU10
beam angle [°]	-
weight [kg]	1,5
optimal instalation height [m]	2-3
max instalation height[m]	3
min instalation height[m]	2
heat output	warm white
cable length [m]	5
material	plastic
color	black



STRING + info

quantity	8
reordering option	yes
wattage [W]	1
luminous flux [Lm]	200
color temperature [K]	2700
base	E27
beam angle [°]	-
weight [kg]	1
optimal instalation height [m]	2-3
max instalation height[m]	3
min instalation height[m]	2
heat output	warm white
cable length [m]	5
material	plastic
color	black



a: 5 000 mm
b: 35 mm
c: 95 mm




8_LIGHTBOX




LED / Anwis / 2018 / R+T / Stuttgart



EDGE-LIT LIGHTBOXES / IAA / Samsung / 2023 / MUNICH



9_ TYPES OF HIGHLIGHTS





BOX LOGO WITH ILLUMINATED FRONT



3D LOGO WITH ILLUMINATION FROM THE SIDE OF EACH ELEMENT



3D LOGO MADE OF THICK PLEXIGLASS, ILLUMINATED FROM THEFRONT AND SIDE



3D LOGO WITH HALO EFFECT



2D LOGO, MILLED IN THE BOARD, WITH ILLUMINATED FRONT



DISCOVER
S M A R T
D E S I G N
S T Y L E

smartdesign-expo.com